




零件清单



NO.	CODE	NAME	QTY	REMARK
1		DRG HEATING ELEMENT	1	
2	ZK110-3-10	BRACKET	1	ZK210-3-10-1/ZK210-3-10-2
3	ZK110-3-12	NUT FOR RIGHT TRACK	1	
4	ZK110-3-07	SPACER RING	1	
5	ZK110-3-05	GUIDE SHELL	2	ZK160-3-05/ZK210-3-05
6	ZK110-3-04	FEEDING SPRING	2	ZK160-3-04/ZK210-3-04
7	ZK110-3-08	FEEDING GUIDE SHELL	2	ZK160-3-08/ZK210-3-08
8		DRILLER	1	
9	ZK110-3-03	LOCKER NUT	2	
10		LEVEL INDICATOR	1	
11		PENTAGON KNOB	1	
12		HANDLE FOR DRILLER	1	
13	ZK110-3-9	SCREW CAP FOR LEFT TRACK	1	
14	ZK110-3-19	ASBESTOS HEAT INSLATIONS 隔热板	1	
15	ZK110-3-20	GUIDE BOARD	1	
16	ZK110-3-16	SCREW FOR DRILLING NEEDLE	1	
17		Φ7 RUBBER RING	1	
18	ZK110-3-15	HEATING GUIDE	1	
19	ZK110-3-17	BOARD FOR WIRE PRESSING	1	
20	ZK110-3-11	WIRE RING	1	ZK210-3-11
21	ZK110-3-01	BOTTOM BOARD	1	
22	ZK110-3-28/29/30	DRILLING NEEDLE	2	ZK160-3-28/29/30, ZK210-3-28-29-30
23	ZK110-3-02	BOTTOM BRACKET	1	
24	ZK110-3-22	ELECTRONICAL BOX	1	
25	ZK110-3-14	CONNECTING BOARD	1	
26	GB73-85	SCREW M5×6	1	
27	GB862.1-87	WASHER Φ4	10	
28	ZK110-3-13	TEMPERATURE SCUTCHEON	1	
29	KN3-2×2	SWITCH	1	
30		K16-1 KNOB	1	

31		INDICATOR LIGHT	1	
32	KST1-A	TEMPERATURE CONTROL RELAT	1	
33	ZC160-M-2-14	SWITCH SCUTCHEON	1	
34	ZK110-3-06	GUIDE	2	ZK160-3-06/ZK210-3-06
35	ZK110-3-23	BRACKET CONNECING BOARD	2	ZK210-3-23
36				
37				
38				
39				
40				
41				
42				
43				
44				
45				
46				
47				
48				
49				